


APEX & PENT



LENGTH



WIDTH

WIDTH/ LENGTH	SHIPLAP SELF- ASSEMBLY	
4'x4'	495.00	TREAT
4'x5'	575.00	£35.00
4'x6'	655.00	
4'x7'	735.00	ERECT
4'x8'	815.00	£80.00
4'x9'	895.00	
4'x10'	975.00	

WIDTH/ LENGTH	SHIPLAP SELF- ASSEMBLY	
6'x4'	660.00	TREAT
6'x5'	740.00	£45.00
6'x6'	820.00	
6'x7'	900.00	ERECT
6'x8'	980.00	£90.00
6'x9'	1060.00	
6'x10'	1140.00	

WIDTH/ LENGTH	SHIPLAP SELF- ASSEMBLY	
8'x6'	1081.00	TREAT
8'x7'	1161.00	£55.00
8'x8'	1241.00	
8'x9'	1321.00	ERECT
		£100.00

WIDTH/ LENGTH	SHIPLAP SELF- ASSEMBLY	
5'x4'	581.00	TREAT
5'x5'	661.00	£40.00
5'x6'	741.00	
5'x7'	821.00	ERECT
5'x8'	901.00	£85.00
5'x9'	981.00	
5'x10'	1061.00	

WIDTH/ LENGTH	SHIPLAP SELF- ASSEMBLY	
7'x4'	740.00	TREAT
7'x5'	820.00	£50.00
7'x6'	900.00	
7'x7'	980.00	ERECT
7'x8'	1060.00	£95.00
7'x9'	1140.00	
7'x10'	1220.00	

THE FOLLOWING SHEDS COME WITH 2 WINDOWS.
THEY WILL HAVE TRUSS'S IF IT'S AN APEX ROOF

WIDTH/ LENGTH	SHIPLAP SELF-ASSEMBLY	
8'x10'	1446.00	TREAT
8'x12'	1666.00	
8'x14'	1886.00	ERECT
8'x16'	2106.00	£150.00
8'x18'	2326.00	

ALL APEX & PENT PRICES INCLUDE:

T&G TIMBER FLOOR, SINGLE DOOR,
GREEN MINERAL FELT, TEMPORARY PADLOCK, ALL FITTINGS,
INSTRUCTIONS IF SELF-ASSEMBLY

APEX & PENT OPTIONAL EXTRAS:

DOUBLE DOOR	£55
OPENING WINDOW	£40
FIXED WINDOW	£25
POLYESTER ROOFING FELT	P.O.A
20MMX 100MM PLASTIC FLOOR BEARERS	P.O.A

ALL TIMBER CONSTRUCTION- NO SHEET MATERIALS.

V.A.T. TO BE CHARGED AT CURRENT RATE.

ANY BUILDING MADE TO YOUR OWN SPECIFICATION
ALL ENQUIRIES CONSIDERED

TERMS & CONDITIONS

SHEDS TO BE DELIVERED WILL BE DROPPED AT THE NEAREST
CONVENIENT POINT UNLESS PRIOR ARRANGEMENTS HAVE BEEN MADE.

SHEDS TO BE ERECTED WILL BE CARRIED UP TO A MAXIMUM OF 50
YARDS FROM THE DELIVERY VEHICLE UNLESS PRIOR ARRANGEMENTS
HAVE BEEN MADE.

PLEASE CONFIRM WHEN ORDERING WHETHER THERE IS CLEAR ACCESS
FROM DELIVERY VEHICLE TO SHED SITE, I.E. NOT THROUGH HOUSE, NO
RIGHT ANGLES OR HEIGHT RESTRICTIONS.



THE ERECTED PRICE IS BASED ON A LEVEL & FIRM BASE BEING AVAILABLE.

ANY ADDITIONAL WORK FOUND NECESSARY BY OUR ERECTORS TO
CLEAR OR LEVEL THE SITE WILL BE CHARGED AS EXTRA.
WE WILL NOT ERECT A SHED ON COMPACTED TYPE1 OR ANY LOOSE
SUBSTRATE.

GOODS SUPPLIED REMAIN THE PROPERTY OF TROJAN TIMBER
PRODUCTS LTD UNTIL PAID FOR IN FULL

TROJAN TIMBER PRODUCTS

APEX & PENT PRICE LIST JANUARY '23



T: 01243641683 E: SALES@TROJANTIMBERPRODUCTS.CO.UK

W: WWW.TROJANTIMBERPRODUCTS.CO.UK

 WWW.FACEBOOK.COM/TROJANTIMBERPRODUCTSLTD

 WWW.TWITTER.COM/TROJANTIMBER

 HTTPS://WWW.INSTAGRAM.COM/TROJANTIMBERPRODUCTS/